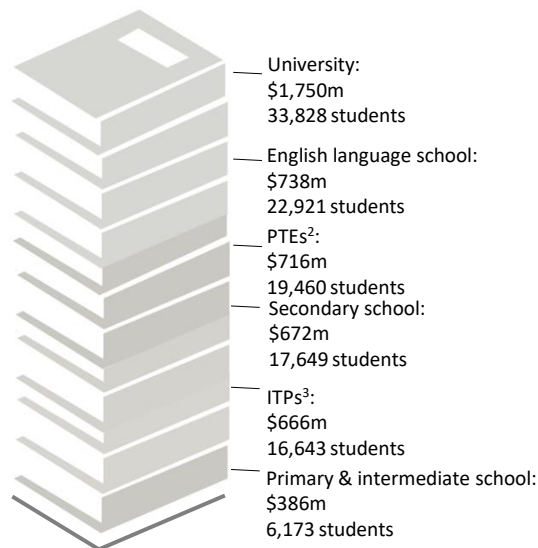


Value & enrolments in international education to New Zealand

Total contribution of international education

\$5.23b

Sector (tuition fee + spending)



Total tuition fees

\$1.21b

4% increase from 2018



Total value of onshore economic value

\$4.93b

6% increase from 2018



Total value of offshore activity¹

\$0.3b

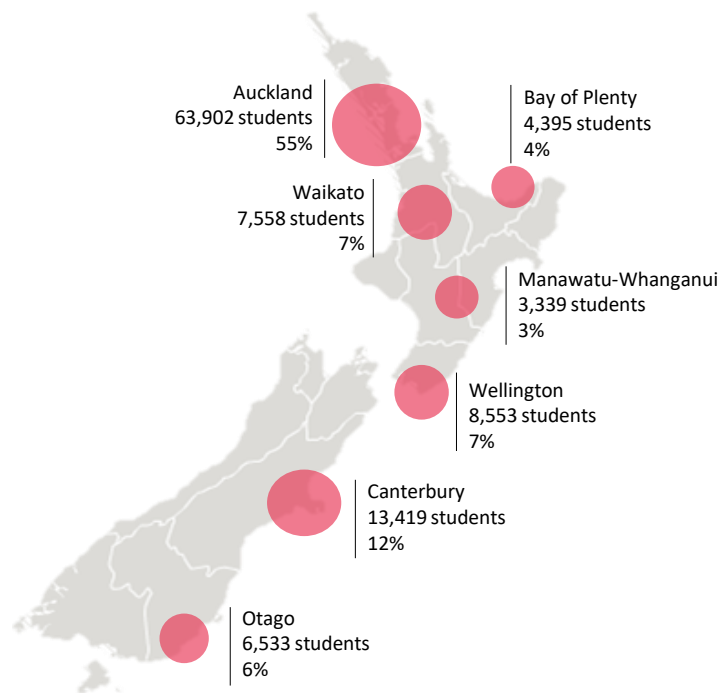
Assume unchanged since 2017



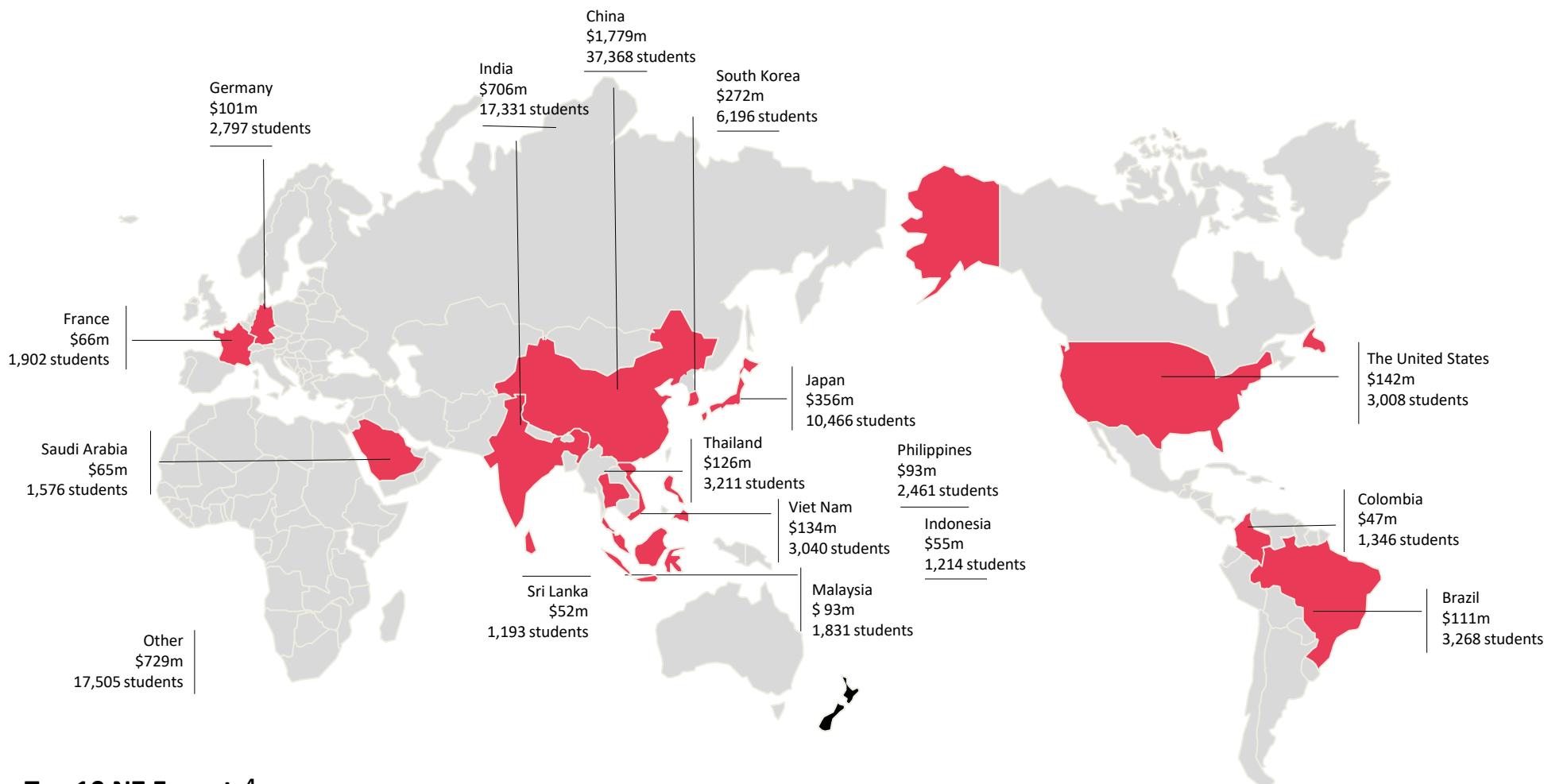
Expenditure by international students supports

48,832 jobs


International student enrolments and proportion of the total enrolments by NZ region



Value & enrolments contribution by top 16 source countries



Top 10 NZ Exports⁴:



Education New Zealand develops this infographic and uses methodologies based on the *Economic Valuation of International Education in New Zealand 2018 report* and the Consumers Price Index changes in the price of goods and services from December 2017 to December 2019 for New Zealand households. All dollars are rounding to the nearest millions. (1) The offshore activity valuation is from *The Value of New Zealand's Education Exports 2018 report*. (2) Private Training Establishments (excluding English language school). (3) Institutes of Technology and Polytechnics. (4) The top 10 NZ Exports are sourced from Statistics New Zealand - Goods and Services Trade by Country for the Year ended December 2019. The international education travel value does not include expenditure from students who have studied longer than 12 months in New Zealand.